

Single Field Analysis

Name: [REDACTED]
 ID: [REDACTED]

1986

Central 30-2 Threshold Test

Fixation Monitor: Gaze/Blind Spot

Fixation Target: Central

Fixation Losses: 1/12

False POS Errors: 6 %

False NEG Errors: 2 %

Test Duration: 03:57

Fovea: 36 dB

Stimulus: III, White

Background: 31.5 ASB

Strategy: SITA-Fast

Pupil Diameter: 6.2 mm

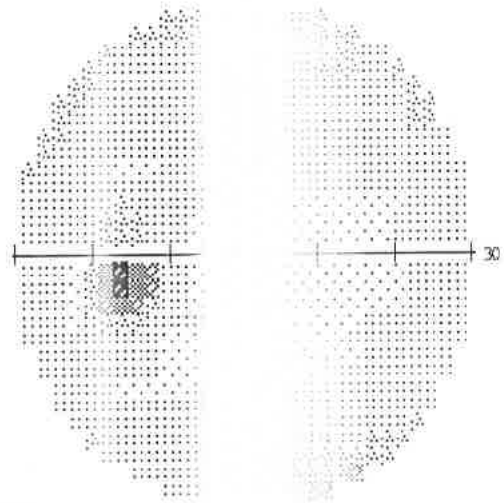

Visual Acuity:

RX: DS DC >

Date: 03-09-2016

Time: 10:26

Age: 29





-2	-1	1	-3						
-2	-2	-1	-2	-4	-4				
-4	-1	-3	-2	-2	-2	-4	-5		
-6	-3	-1	-2	-4	-4	-3	-2	-2	0
-2	-4	-4	-2	-2	-2	-1	-3	-2	
-3	-1	-4	-2	-1	-1	-2	-2	-2	
-4	-1	-2	-2	-3	-2	-2	-4	-2	-1
-4	-1	-1	-4	-3	-3	-3	-3		
-5	-4	-5	-7	-3	-5				
-5	-4	-10	-11						

0	0	2	-1						
0	0	0	0	-3	-2				
-3	0	-2	-1	-1	-1	-3	-4		
-5	-2	0	-1	-2	-2	-2	-1	-1	2
-1	-2	-2	0	0	0	0	-2	0	
-1	0	-3	0	0	0	0	-1	0	
-2	0	-1	-1	-2	0	-1	-2	-1	0
-2	0	0	-2	-1	-2	-1	-2		
-3	-2	-4	-5	-2	-4				
-3	-3	-9	-10						

Total Deviation

Pattern Deviation



:: < 5%
 :: < 2%
 :: < 1%
 ■ < 0.5%

Normal Limits

3 dB P < 2%

3 dB

Dr. H. Radboud

Weg 400

Optometrie

Weg 25

NIJMEGEN



© 2016 Zeiss Meditec

10818-5.0/5.0