

SU105

Single Field Analysis

Eye: Left

Name: [REDACTED]

DOB: [REDACTED] 1953

ID: [REDACTED]

Central 30-2 Threshold Test

Fixation Monitor: Gaze/Blind Spot

Stimulus: Ill, White

Pupil Diameter: 4.7 mm

Date: 31-07-2015

Fixation Target: Central

Background: 31.5 ASB

Visual Acuity:

Time: 12:17

Fixation Losses: 0/12

Strategy: SITA-Fast

RX: +2.25 DS -1.75 DC X 80

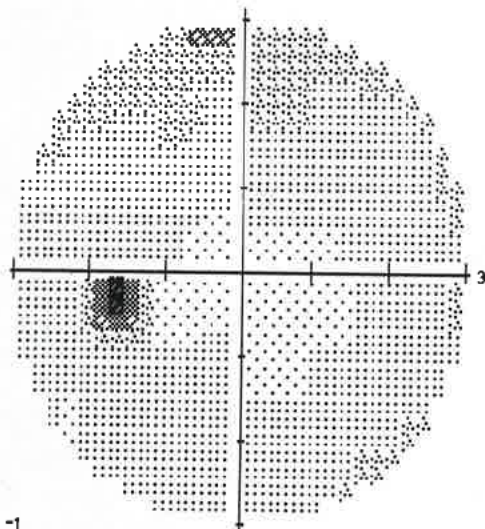
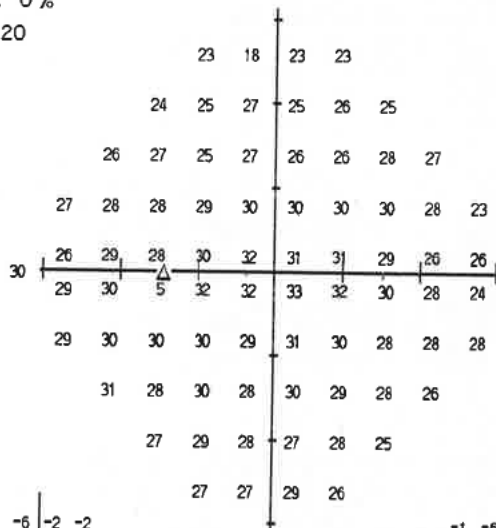
Age: 62

False POS Errors: 0 %

False NEG Errors: 0 %

Test Duration: 05:20

Fovea: 37 dB



	-1	-6	-2	-2					
	-2	-1	0	-2	-1	-1			
	-1	-1	-3	-2	-4	-3	-1	0	
	-1	-1	-2	-1	-1	-1	-1	-1	-4
-3	-1	-1	-1	-2	-1	-2	-3	-1	
0	0	0	0	0	0	-1	-1	-4	
0	0	-1	-1	-3	-1	-2	-3	-1	2
2	-2	-1	-3	-1	-1	-1	-2		
	-2	-1	-1	-3	-1	-3			
	-2	-1	1	-1					

				-1	-6	-1	-1					
				-1	-1	0	-2	-1	-1			
				-1	-1	-3	-2	-3	0	0		
				-1	0	-2	-1	-1	-1	0	0	-3
				-2	0	-1	0	-1	0	-2	-3	-1
0	1	0	0	0	0	-1	-1	-3				
0	0	0	-1	-2	-1	-2	-3	-1	2			
2	-2	-1	-3	-1	-1	-1	-1					
	-2	0	-1	-2	-1	-3						
		-1	-1	1	-1							


GHT
Within Normal Limits

VFI 100%

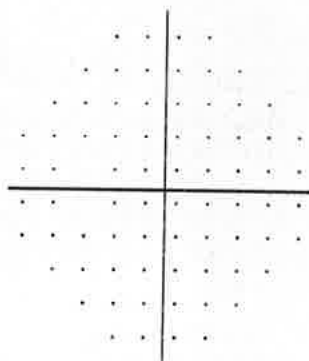
MD -1.44 dB P < 10%

PSD 1.24 dB

Total Deviation



Pattern Deviation



:: < 5%
 ◐ < 2%
 ◑ < 1%
 ■ < 0.5%

UMC St.Radboud
 Oogheekunde 400
 Afdeling Optometrie
 Philips van Leydenlaan 15
 6525 EX NIJMEGEN