

SU104

Single Field Analysis

Eye: Right

Name: [REDACTED]
ID: [REDACTED]

DOB: [REDACTED] 1985

Central 30-2 Threshold Test

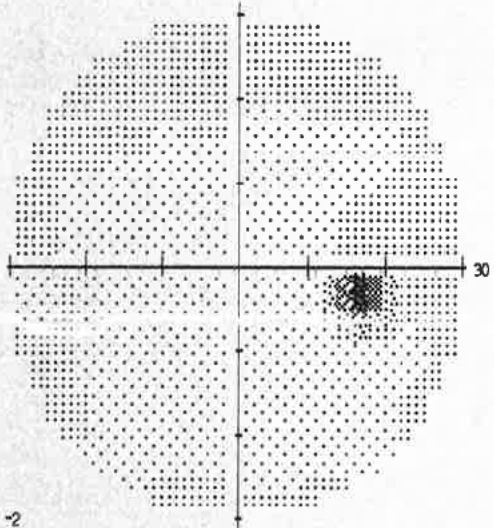

Fixation Monitor: Gaze/Blind Spot
Fixation Target: Central
Fixation Losses: 1/11
False POS Errors: 3 %
False NEG Errors: 0 %
Test Duration: 05:07

Stimulus: III, White
Background: 31.5 ASB
Strategy: SITA-Fast

Pupil Diameter: 4.9 mm
Visual Acuity:
RX: -1.00 DS DC X

Date: 30-07-2015
Time: 10:55
Age: 30

Fovea: 39 dB

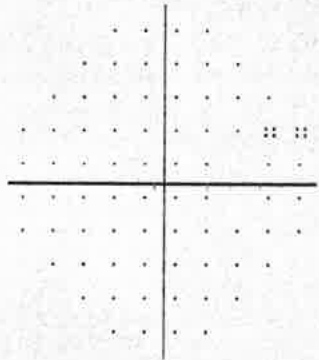


-1	0	0	0
-1	-1	-1	0
0	-1	-1	-3
0	-1	-1	-3
1	0	0	2
1	0	0	1
2	-1	1	1
0	-1	1	2
-1	1	1	0
3	1	1	2
-1	-1	0	-2

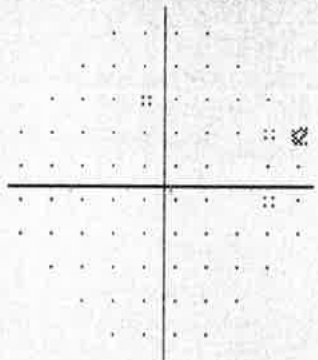
-2	-2	-2	-2
-2	-3	-2	-1
-2	-3	-2	-4
-1	-2	-2	0
0	-2	-2	0
1	-3	0	0
-2	-2	0	0
-2	-1	-1	-1
1	0	0	0
-2	-2	-2	-4

GHT
Within Normal Limits
VFI 100%
MD +0.08 dB
PSD 1.53 dB

Total Deviation



Pattern Deviation



- :: < 5%
- ⊗ < 2%
- ⊗ < 1%
- < 0.5%

UMC St.Radboud
Oogheekunde 400
Afdeling Optometrie
Philips van Leydenlaan 15
6525 EX NIJMEGEN

