

SU104

Single Field Analysis

Eye: Left

Name: [REDACTED]

DOB: [REDACTED] 1985

ID: [REDACTED]

Central 30-2 Threshold Test

Fixation Monitor: Gaze/Blind Spot

Stimulus: III, White

Pupil Diameter: 5.2 mm

Date: 30-07-2015

Fixation Target: Central

Background: 31.5 ASB

Visual Acuity:

Time: 11:06

Fixation Losses: 3/12 xx

Strategy: SITA-Fast

RX: +0.00 DS DC X

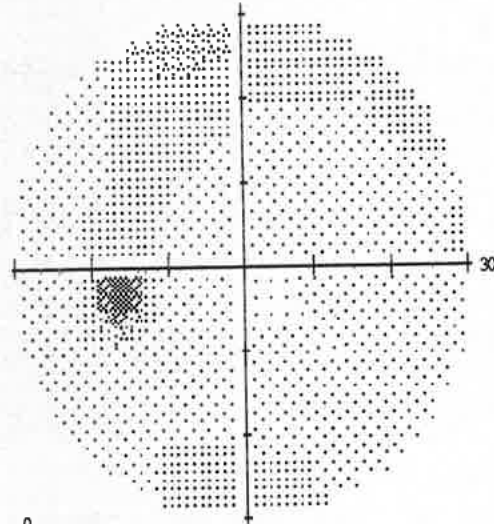

Age: 30

False POS Errors: 5 %

False NEG Errors: 0 %

Test Duration: 05:03

Fovea: 41 dB



-6	-3	0	1									
1	-1	0	1	-1	1							
0	0	-1	-1	0	1	1	-1					
1	-1	-2	-2	0	-1	1	1	1	1			
1	0	-1	-1	0	-1	1	1	1	0			
1	0	0	0	1	0	2	0	2				
1	0	-1	0	-1	0	2	1	1	2			
0	-1	1	0	-1	1	0	2					
-1	-2	-2	0	0	2							
-2	-4	-2	1									

-7	-4	-1	0									
0	-2	-2	0	-2	0							
-1	-1	-2	-3	-1	0	0	-2					
-1	-2	-3	-4	-1	-2	0	0	0	0			
0	-1	-3	-2	-1	-2	0	0	-1				
0	-1	-1	-1	0	-1	1	-1	0				
0	-2	-2	-1	-2	-1	1	0	0	0			
-1	-2	-1	-1	-2	-1	-1	0					
-2	-3	-3	-1	-1	0							
-3	-5	-3	0									

*** Low Test Reliability ***

GHT

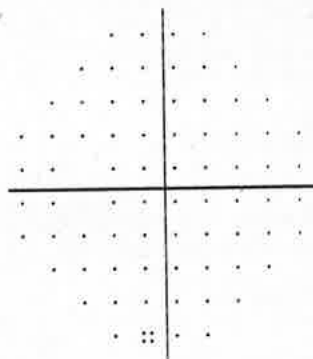
Within Normal Limits

VFI 100%

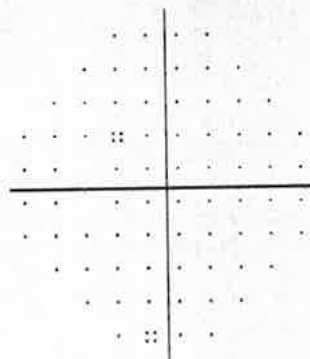
MD +0.03 dB

PSD 1.34 dB

Total Deviation



Pattern Deviation



- :: < 5%
- ⊗ < 2%
- ⊗ < 1%
- < 0.5%

UMC St.Radboud
 Oogheekunde 400
 Afdeling Optometrie
 Philips van Leydenlaan 15
 6525 EX NIJMEGEN