

Single Field Analysis

Eye: Left

Name: [REDACTED]

DOB: [REDACTED] 1974

ID: [REDACTED]

Central 30-2 Threshold Test

Fixation Monitor: Blind Spot

Fixation Target: Central

Fixation Losses: 0/13

False POS Errors: 0%

False NEG Errors: 4%


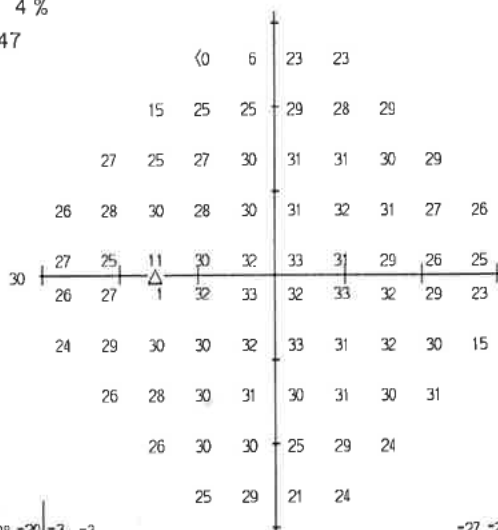
Test Duration: 05:47

Fovea: 36 dB

Stimulus: III, White
Background: 31.5 ASB
Strategy: SITA-Fast

Pupil Diameter:
Visual Acuity:
RX: -2.50 DS DC X

Date: 23-07-2015
Time: 10:56
Age: 41



-28	-20	-3	-3
-13	-3	-4	0
-3	-5	-3	-1
-4	-2	-1	-3
-3	-6	-2	-1
-4	-4	-1	-1
-6	-2	-2	-3
-5	-3	-2	-1
-5	-1	-1	-6
-5	-1	-8	-4

-27	-20	-3	-3
-12	-3	-3	0
-2	-5	-3	0
-4	-2	-1	-3
-3	-6	-2	-1
-4	-3	-1	0
-6	-2	-2	-2
-5	-3	-1	-1
-5	-1	0	-5
-5	0	-8	-4

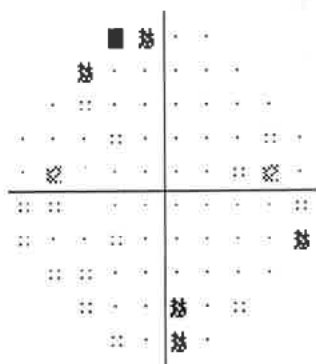
GHT
Within Normal Limits

VFI 99%


MD -2.26 dB P < 5%

PSD 3.17 dB P < 5%

Total Deviation



Pattern Deviation



- :: < 5%
- ⊗ < 2%
- ⊗ < 1%
- < 0.5%

U.M.C. Sint Radboud
Oogheekunde 400
Afdeling: Optometrie
Philips van Leydenlaan 25
6525 EX NIJMEGEN