

Single Field Analysis

Eye: Left

Name: [REDACTED]

DOB: [REDACTED] 1954

ID: [REDACTED]

Central 30-2 Threshold Test

Fixation Monitor: Gaze/Blind Spot

Stimulus: III, White

Pupil Diameter: 4.9 mm

Date: 17-07-2015

Fixation Target: Central

Background: 31.5 ASB

Visual Acuity:

Time: 11:58

Fixation Losses: 0/13

Strategy: SITA-Fast

RX: +3.75 DS DC X

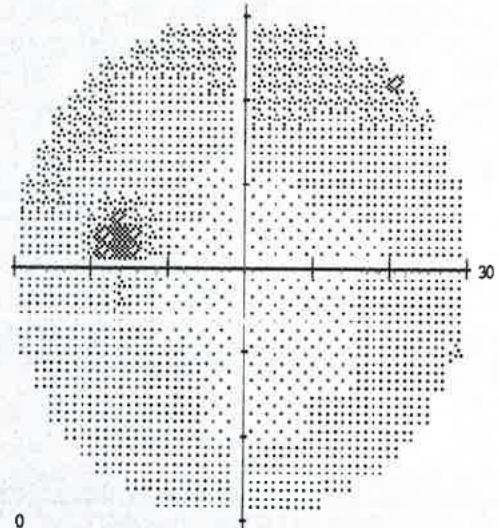

Age: 61

False POS Errors: 0 %

False NEG Errors: 0 %

Test Duration: 06:00

Fovea: 36 dB



-1	-1	-2	1										
0	0	-2	-7	-4	-6								
-2	-2	0	0	-1	-2	-1	-1						
-5	-2	-2	0	1	0	-2	-1	0	0				
1	-1	-2	1	0	0	0	0	0	1				
1	-3	0	1	1	1	-1	0	1					
-1	-1	-1	-2	0	-1	-1	-1	0	-2				
-2	-2	0	0	0	-1	0	1						
-2	0	1	1	0	1								
0	1	1	1										

-2	-2	-3	0										
-1	-1	-3	-7	-4	-6								
-3	-3	0	0	-2	-2	-2	-2						
-6	-3	-3	-1	0	-1	-2	-2	-1	0				
0	-2	-2	0	0	-1	-1	-1	0					
0	-3	-1	0	0	0	-2	-1	0					
-2	-2	-2	-2	-1	-2	-2	-1	-1	-3				
-2	-3	-1	-1	-1	-2	-1	0						
-2	0	0	0	0	0	0							
-1	0	0	0										


GHT  
Within Normal Limits

VFI 100%


MD -0.68 dB

PSD 1.52 dB

Total Deviation



Pattern Deviation



- :: < 5%
- ⊗ < 2%
- ⊗ < 1%
- < 0.5%

UMC St.Radboud  
Oogheekunde 400  
Afdeling Optometrie  
Philips van Leydenlaan 15  
6525 EX NIJMEGEN

