

Single Field Analysis

Eye: Left

Name: [REDACTED]

DOB: [REDACTED] 1975

ID: [REDACTED]

Central 30-2 Threshold Test

Fixation Monitor: Gaze/Blind Spot

Stimulus: III, White

Pupil Diameter: 5.3 mm

Date: 19-06-2015

Fixation Target: Central

Background: 31.5 ASB

Visual Acuity:

Time: 11:17

Fixation Losses: 7/12 xx

Strategy: SITA-Fast

RX: +2.25 DS DC X

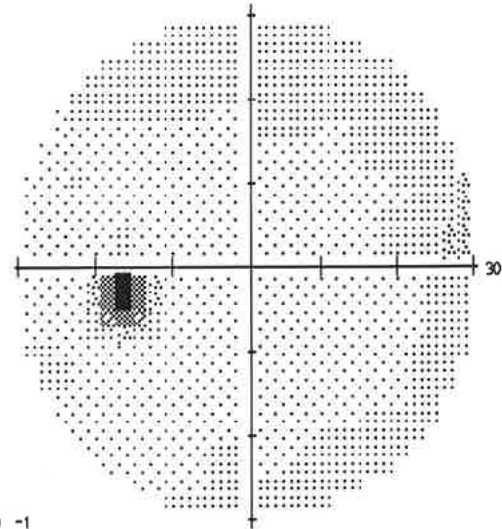
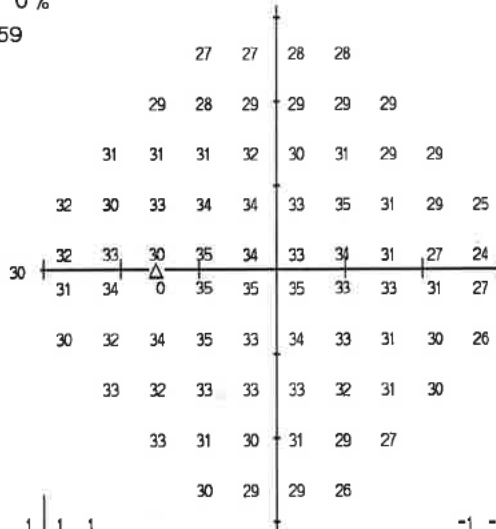
Age: 40

False POS Errors: 0 %

False NEG Errors: 0 %

Test Duration: 04:59

Fovea: 38 dB



1	1	1	1				
1	0	1	1	0	0		
1	1	1	1	-1	0	-1	0
1	0	2	3	1	0	2	-1
2	2	2	0	0	1	-1	-3
1	3	2	2	1	0	0	0
0	1	2	2	0	1	0	-1
2	0	1	1	1	1	0	0
2	0	-1	1	-1	-2		
0	-1	0	-3				

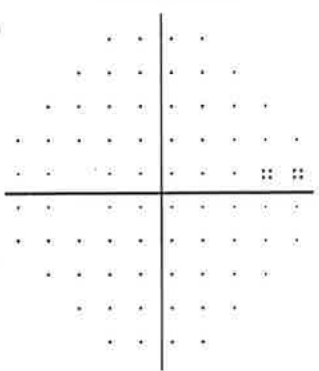
-1	-1	0	-1				
-1	-2	-1	-1	-2	-2		
0	0	-1	0	-2	-2	-3	-2
0	-2	0	1	-1	-2	0	-3
0	0	1	-1	-2	-1	-3	-5
-1	1	1	0	-1	-2	-2	-3
-2	-1	0	0	-2	-1	-1	-3
0	-2	0	-1	0	-1	-1	-1
0	-2	-2	-1	-3	-4		
-2	-2	-1	-5				

\*\*\* Low Test Reliability \*\*\*

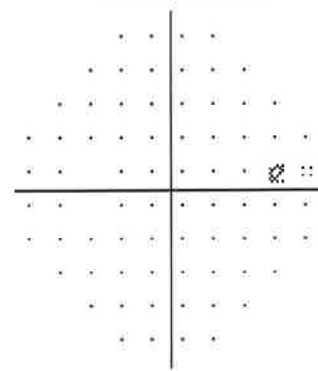
GHT  
Within Normal Limits

VFI 100%  
MD +0.33 dB  
PSD 1.51 dB

Total Deviation



Pattern Deviation



- :: < 5%
- ⊗ < 2%
- ⊗ < 1%
- < 0.5%

U.M.C. Sint Radboud  
Oogheekunde 400  
Afdeling: Optometrie  
Philips van Leydenlaan 25  
6525 EX NIJMEGEN

